

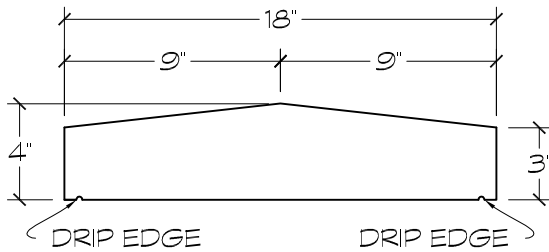
Harvey Cement Products, Inc.

Since 1947

16030 Park Avenue, Harvey, IL 60426

Ph: 708.333.1900 F: 708.333.1910

www.harveycement.com



CROSS SECTION

1 **PROFILE DK**

ARCH REF:  
SCALE: 1 1/2"=1'-0"

Profile ID

**DK**

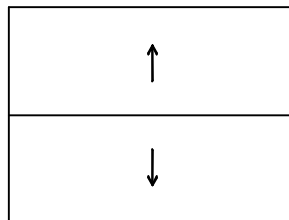
**SUGGESTED USE**

Sill	
Transition Band	
Coping	X
Cap	X
Field / Band	
Cornice	

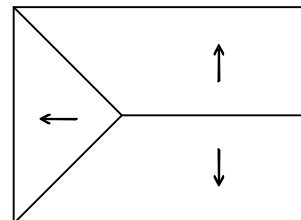
**TYPE / SIZE AVAILABILITY**

TYPE	LENGTH(S)
Straight	23 5/8"
End Return	24 5/8"

TOP VIEWS



STRAIGHT



END RETURN

DRIP EDGE - OPTIONAL